

# AUTOSTACKER™

ALL OPTIONS

Rev. 3/21



1.888.977.8225 | [www.autostacker.com](http://www.autostacker.com)

# AUTOSTACKER™

## OPTION 1

### Standard Console w/ Power Unit

SKU	MODEL	DESCRIPTION
5260591	A6S-OPT1	6,000 lb. Capacity Parking Lift / STANDARD / 208-240V, 50/60HZ, 1-Phase
5260298	A6S-OPT1-G	6,000 lb. Capacity Parking Lift / STANDARD / Galvanized / 208-240V, 50/60HZ, 1-Phase
5260592	A6W-OPT1	6,000 lb. Capacity Parking Lift / WIDE / 208-240V, 50/60HZ, 1-Phase
5260299	A6W-OPT1-G	6,000 lb. Capacity Parking Lift / WIDE / Galvanized / 208-240V, 50/60HZ, 1-Phase



# AUTOSTACKER™

## OPTION 2

### Fore Control Kit / Requires Master Power Unit (MPU)

SKU	MODEL	DESCRIPTION
5260304	A6S-OPT2	6,000 lb. Capacity Parking Lift / STANDARD / REQUIRES MPU
5260310	A6S-OPT2-G	6,000 lb. Capacity Parking Lift / STANDARD / Galvanized / REQUIRES MPU
5260319	A6W-OPT2	6,000 lb. Capacity Parking Lift / WIDE / REQUIRES MPU
5260354	A6W-OPT2-G	6,000 lb. Capacity Parking Lift / WIDE / Galvanized / REQUIRES MPU




# AUTOSTACKER™

## OPTION 3

### Aft Control Kit / Requires Master Power Unit (MPU)

SKU	MODEL	DESCRIPTION
5260595	A6S-OPT3	6,000 lb. Capacity Parking Lift / STANDARD / REQUIRES MPU
5260296	A6S-OPT3-G	6,000 lb. Capacity Parking Lift / STANDARD / Galvanized / REQUIRES MPU
5260596	A6W-OPT3	6,000 lb. Capacity Parking Lift / WIDE / REQUIRES MPU
5260297	A6W-OPT3-G	6,000 lb. Capacity Parking Lift / WIDE / Galvanized / REQUIRES MPU





# AUTOSTACKER™

## STANDARD ACCESSORIES / PARTS

SKU	PART	DESCRIPTION
5585007	MPU	Master Power Unit / Operates Up to 12 Lifts / 5HP, 208-240V, 50/60HZ, 1-Phase
5585507	MPU (High Speed)	Master Power Unit / Operates Up to 12 Lifts / 10HP, 208-230/460V, 50/60HZ, 3-Phase
5215835	MPU Shed	Stainless Steel MPU Housing Unit / Fits Both 5585007 and 5585507
5210195	Access Panel	PL-6SR Removable Access Panel / One Assembly / Replaces Three Galvanized Ramp Sections
5210198	Access Panel (Wide)	PL-6SRX Removable Access Panel / One Assembly / Replaces Three Galvanized Ramp Sections



MPU Shed

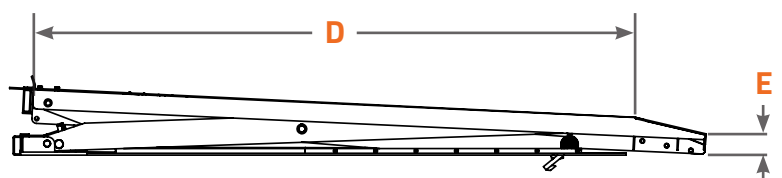
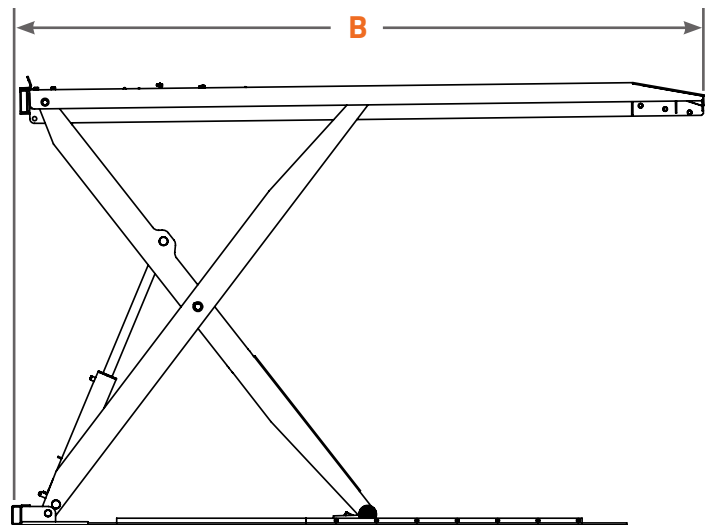
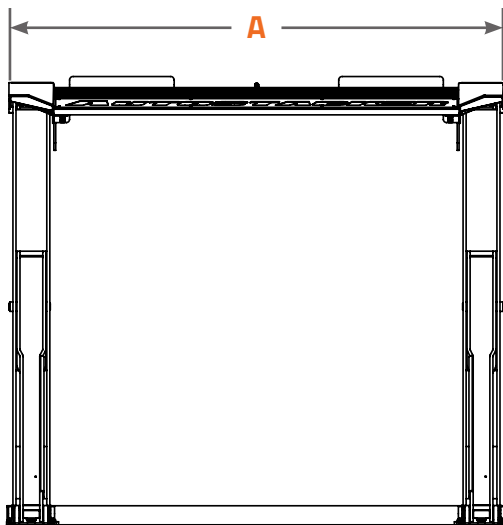


# AUTOSTACKER™

## ELEVATION DRAWINGS

### Specifications

MODEL	A6S	A6W
Style	Standard	Wide
A - Overall Width	103" (2,616 mm)	111" (2,815 mm)
B - Overall Length	144" (3,658 mm)	144" (3,658 mm)
C - Platform Width	83.75" (2,127 mm)	91.75" (2,331 mm)
D - Platform Length	124" (3,150 mm)	124" (3,150 mm)
E - Ramp Height	2" (51 mm)	2" (51 mm)



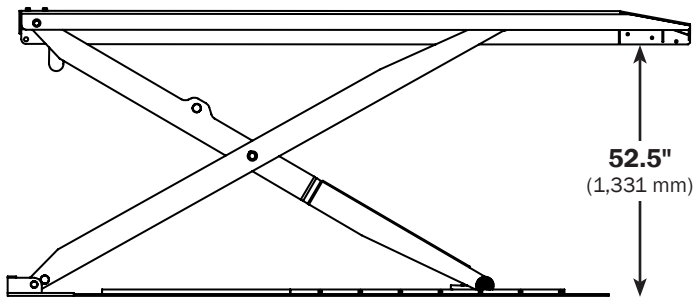
# AUTOSTACKER™

## LOCKING HEIGHTS

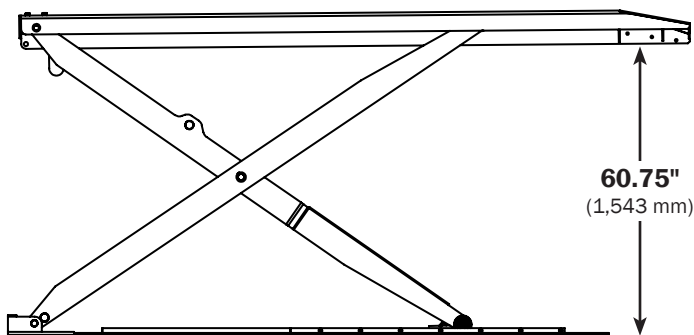
### 5 LOCKING HEIGHTS

1st Lock Height	52" (1,331 mm)
2nd Lock Height	60.75" (1,543 mm)
3rd Lock Height	68.5" (1,736 mm)
4th Lock Height	75" (1,909 mm)
5th Lock Height	81.25" (2,064 mm)

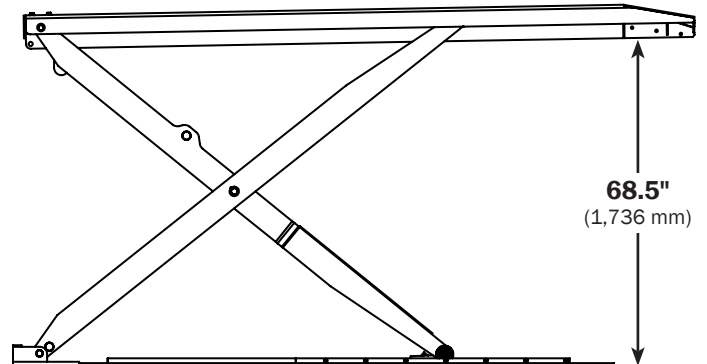
### 1st Locking Position



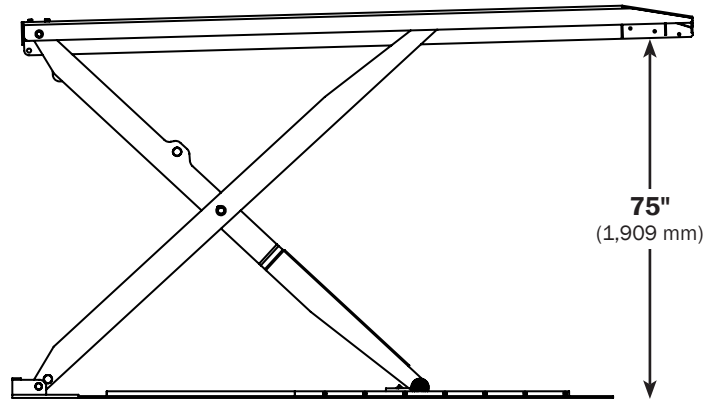
### 2nd Locking Position



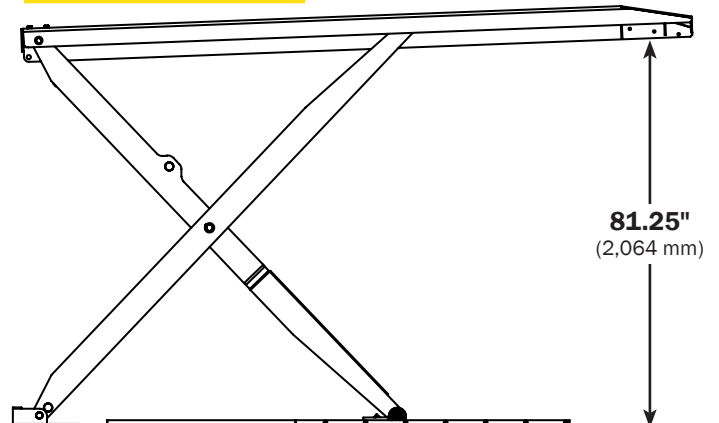
### 3rd Locking Position



### 4th Locking Position



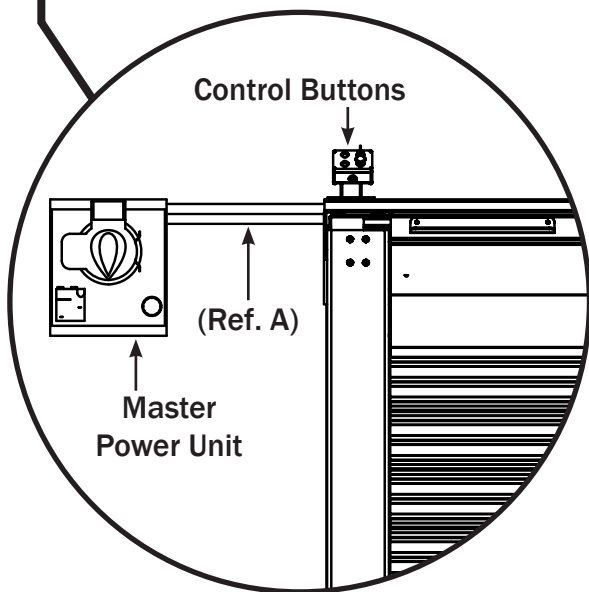
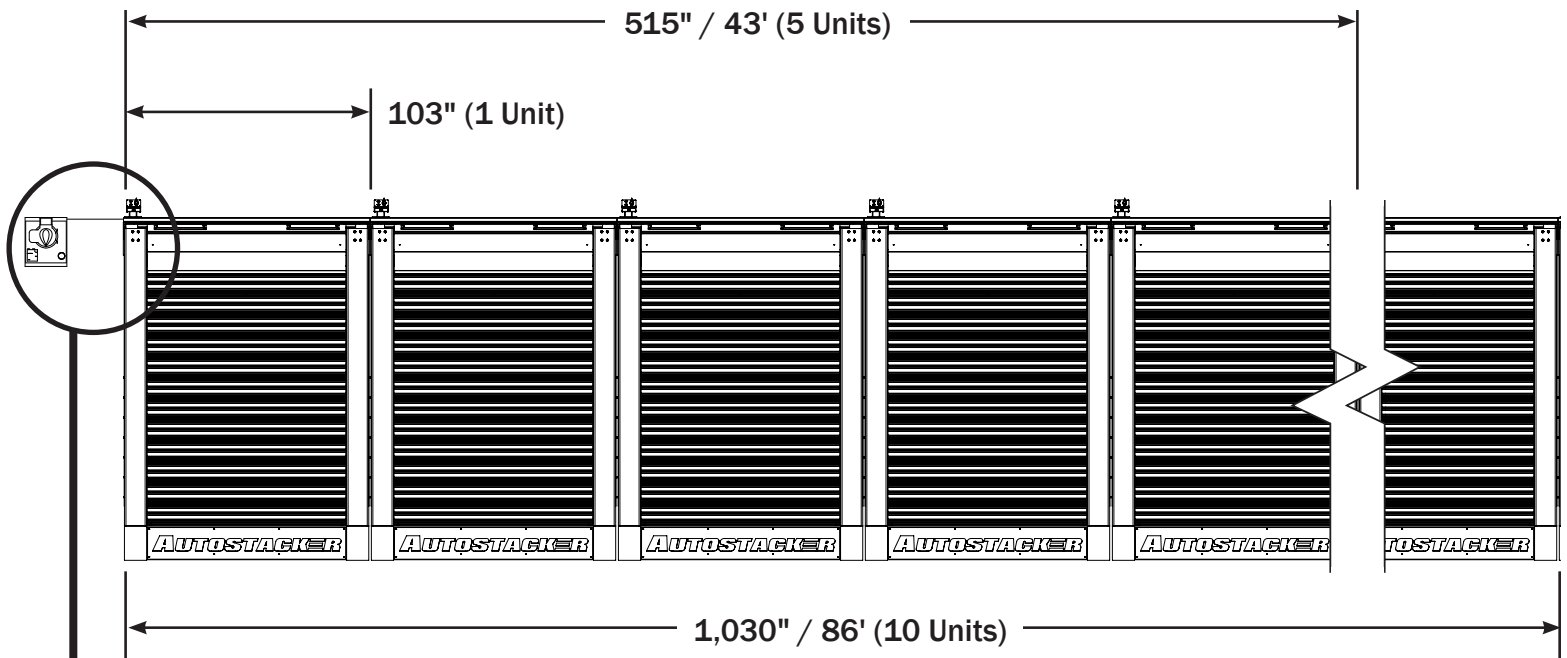
### 5th Locking Position



# AUTOSTACKER™

## MULTI-UNIT CONFIGURATION

### STANDARD WIDTH MODELS



**DETAIL**

#### (Ref. A) Customer Supplied

Qty.	Description	Notes
2	¼" Hydraulic Hose w/ crimped straight fittings, -04 JIC female	No longer than 20 ft. from first lift in gang
1	14-AWG, 4-wire, SOOW jacket	

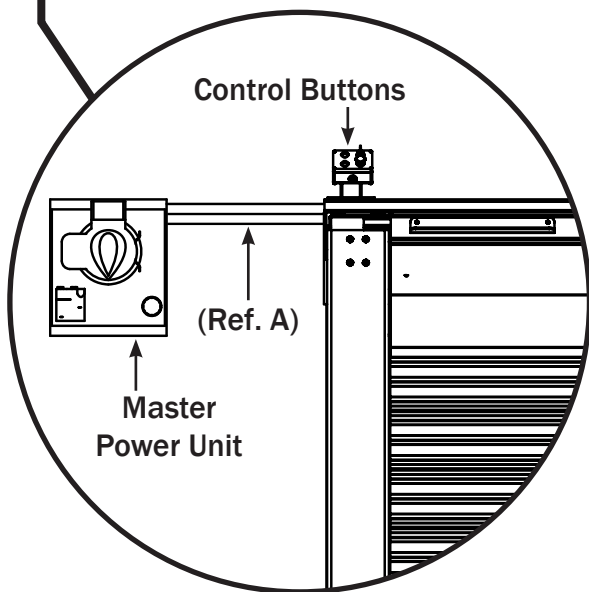
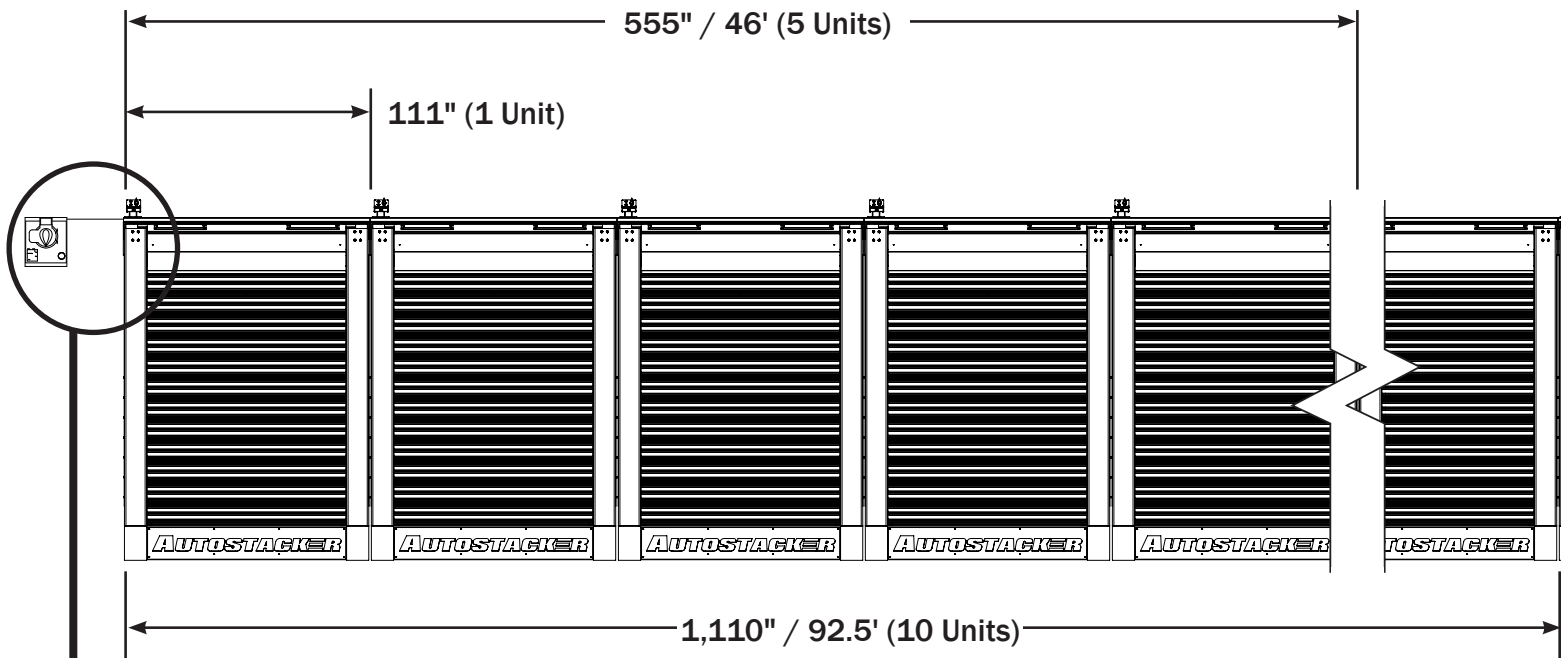
**Motor Voltage:** 230VAC, 60Hz / 1Ph, 2HP  
(Optional 5 HP or 10 HP)



# AUTOSTACKER™

## MULTI-UNIT CONFIGURATION

### WIDE MODELS



**DETAIL**

#### (Ref. A) Customer Supplied

Qty.	Description	Notes
2	¼" Hydraulic Hose w/ crimped straight fittings, -04 JIC female	No longer than 20 ft. from first lift in gang
1	14-AWG, 4-wire, SOOW jacket	

**Motor Voltage:** 230VAC, 60Hz / 1Ph, 2HP  
(Optional 5 HP or 10 HP)